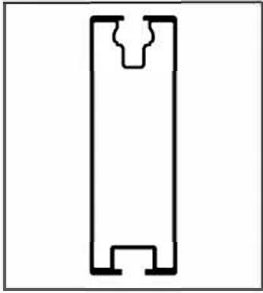
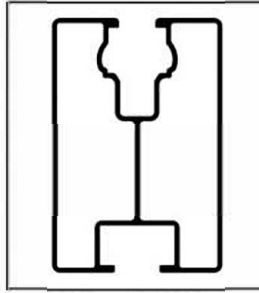




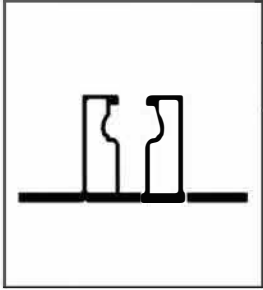
ALCER
GLOBAL SOLUTION PARTNER



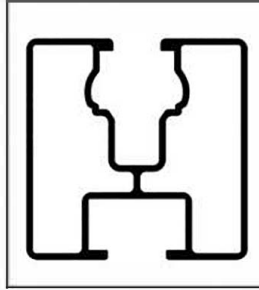
Profile No	191012
RAIL PROFILE	
Alloy	6060
Weight	2,208 kg/m




Profile No	191019
RAIL PROFILE	
Alloy	6060
Weight	1,024 kg/m




Profile No	180423
RAIL PROFILE	
Alloy	6060
Weight	0,876 kg/m




Profile No	190403
RAIL PROFILE	
Alloy	6060
Weight	0,824 kg/m




Profile No	190527
RAIL CLAMP	
Alloy	6060
Weight	0,645 kg/m



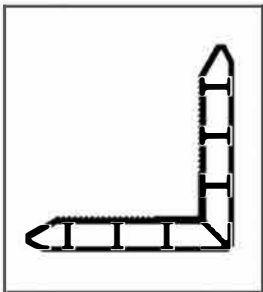
Profile No	190528
DOUBLE PANEL HOLDER	
Alloy	6060
Weight	0,540 kg/m



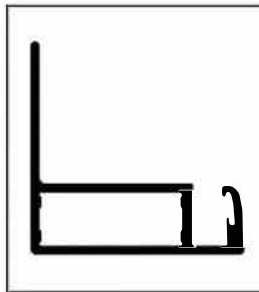
Profile No	191005
PANEL HOLDER	
Alloy	6060
Weight	0,487 kg/m




Profile No	191023
HOLDER PROFILE	
Alloy	6060
Weight	0,658 kg/m




Profile No	220139
CONNECTION PROFILE	
Alloy	6060
Weight	0,832 kg/m



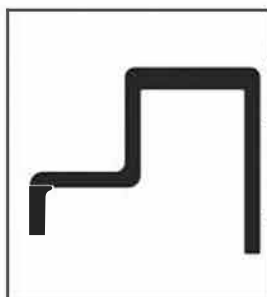
Profile No	220138
PANEL PROFILE	
Alloy	6060
Weight	0,472 kg/m




Profile No	211202
PANEL HOLDER PROFILE	
Alloy	6060
Weight	0,599 kg/m



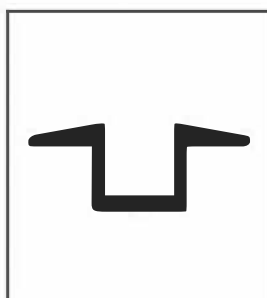
Profile No	210207
RAIL CONNECTION PROFILE	
Alloy	6060
Weight	0,843 kg/m



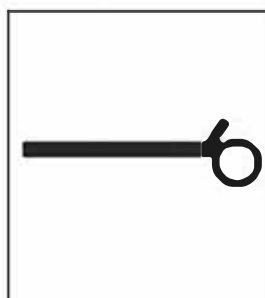
Profile No	200322
RAIL CONNECTION PROFILE	
Alloy	6060
Weight	0,631 kg/m



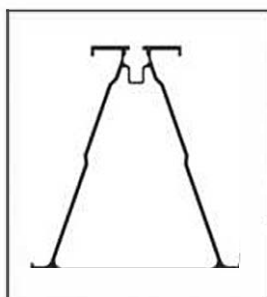
Profile No	210325
PANEL HOLDER	
Alloy	6060
Weight	0,303 kg/m



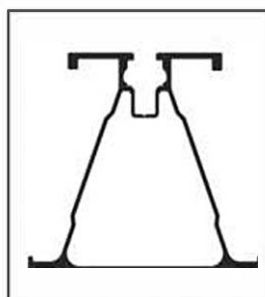
Profile No	200913
PANEL HOLDER	
Alloy	6060
Weight	0,502 kg/m



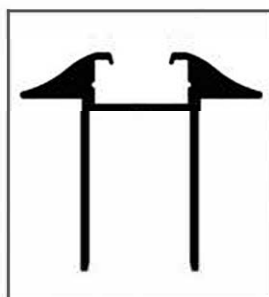
Profile No	191024
ROOF ADAPTER	
Alloy	6060
Weight	0,336 kg/m



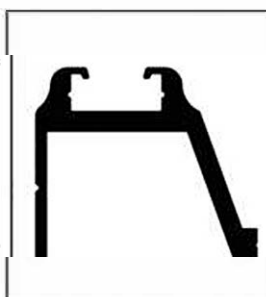
Profile No	190508
RAIL PROFILE	
Alloy	6060
Weight	3,941 kg/m



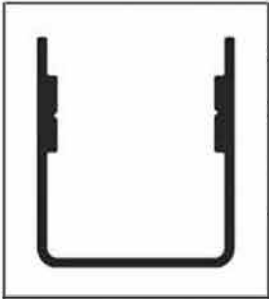
Profile No	181208
RAIL PROFILE	
Alloy	6060
Weight	2,230 kg/m



Profile No	201011
DOUBLE PANEL HOLDER	
Alloy	6060
Weight	0,666 kg/m




Profile No	211197
CROSS CONNECTION PROFILE	
Alloy	6060
Weight	0,825 kg/m



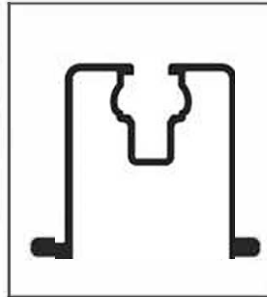
Profile No	200338
ROOF CONNECTION PROFILE	
Alloy	6060
Weight	0,818 kg/m



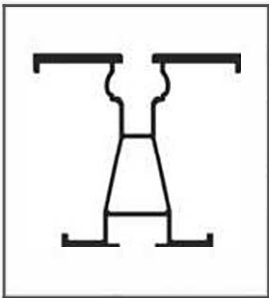
Profile No	200339
ROOF CONNECTION PROFILE	
Alloy	6060
Weight	1,274 kg/m



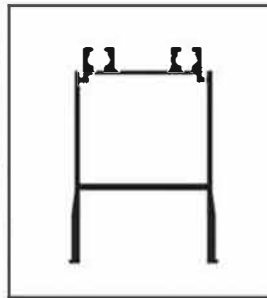
Profile No	17014
ROOF CONNECTION PROFILE	
Alloy	6060
Weight	0,837 kg/m



Profile No	200341
RAIL PROFILE	
Alloy	6060
Weight	1,198 kg/m



Profile No	200308
RAIL PROFILE	
Alloy	6060
Weight	1,350 kg/m




Profile No	190507
HOLDER PROFILE	
Alloy	6060
Weight	10,275 kg/m




Profile No	191241
HOLDER PROFILE	
Alloy	6060
Weight	0,688 kg/m



Profile No	210608
CLAMP ADAPTER	
Alloy	6060
Weight	0,894 kg/m



Profile No	170346
RAIL CONNECTION PROFILE	
Alloy	6060
Weight	0,523 kg/m



Profile No	1025
L PROFILE	
Alloy	6060
Weight	1,287 kg/m